



60 St. George Street, Suite 331
 Toronto, Ontario, M5S 1A7
 (647) 479-8820
 email: services@lumentra.com

160 Frobisher Drive, Unit 5
 Waterloo, Ontario, N2V 2B1
 (647) 479-7820
 http://lumentra.com



TEST REPORT NO. N249C

MPS COMPANY LED FLOODLIGHT CAT. NO. W/B 14-02-#5
 WITH INDIVIDUAL LED LENS OPTICS (CUSTOM) AND REFLECTORS
 30 WHITE LEDS. LUMEN OUTPUT = 2150 LMS.
 MEAN WELL 100-277V LED DRIVER MODEL HLG-40H-48A

FLOODLIGHT SUMMARY:

FIELD ANGLE (BASED ON 10% OF MAX. CP.)	108.9H X 69.4V
BEAM ANGLE (BASED ON 50% OF MAX. CP.)	94.6H X 30.1V
NEMA TYPE	6H X 4V
MAX. CANDLEPOWER	2646 CANDELA
MAX. CP. VERT. ANGLE	50.8 DEGREES
MAX. CP. HORIZ. ANGLE	37.8 DEGREES
AVG. MAX. CANDLEPOWER	2246 CANDELA
FIELD FLUX	1917.3 LUMENS
FIELD EFFICACY	50.3 LMS/WATT
BEAM FLUX	1026.2 LUMENS
BEAM EFFICACY	26.9 LMS/WATT
TOTAL FLUX	2149.6 LUMENS
TOTAL EFFICACY	56.4 LMS/WATT

PREPARED FOR:

MPS COMPANY INC.
 TORONTO, ONTARIO

DATE: Aug 7 2020

The above tabulation is computed in accordance with IES publication no. LM-35-2002, and defines the beam from the 50% maximum candlepower points and the field from the 10% maximum candlepower points. LM-35-2002 supersedes the 1970 document which defines the beam from the 10% maximum candlepower points.

Laboratory result may not be representative of field performance.
 ABSOLUTE PHOTOMETRY TAKEN.
 TESTED IN ACCORDANCE WITH IES LM-79-2019 SEC. 10

ACCREDITED BY NVLAP (LAB CODE 500084-0) TO ISO/IES 17025:2017 FOR IES LM-79-19

LUMENTRA, INC.
 160 FROBISHER DRIVE, UNIT 5
 WATERLOO, ONTARIO

TEST REPORT NO. N249C

MPS COMPANY LED FLOODLIGHT CAT. NO. W/B 14-02-#5
 WITH INDIVIDUAL LED LENS OPTICS (CUSTOM) AND REFLECTORS
 30 WHITE LEDS. LUMEN OUTPUT = 2150 LMS.
 MEAN WELL 100-277V LED DRIVER MODEL HLG-40H-48A

CANDLEPOWER TRACE THROUGH ORIGIN
 VERTICAL TRACE CANDELA HORIZONTAL TRACE

ANGLE	CANDLEPOWER	ANGLE	CANDLEPOWER	ANGLE	CANDLEPOWER	ANGLE	CANDLEPOWER
90.0	1.	.0	502.	90.0	1.	.0	502.
87.0	1.	-3.0	473.	87.0	2.	-3.0	499.
84.0	3.	-6.0	399.	84.0	6.	-6.0	489.
81.0	5.	-9.0	317.	81.0	13.	-9.0	474.
78.0	12.	-12.0	228.	78.0	25.	-12.0	451.
75.0	34.	-15.0	159.	75.0	36.	-15.0	420.
72.0	87.	-18.0	133.	72.0	47.	-18.0	381.
69.0	145.	-21.0	119.	69.0	60.	-21.0	335.
66.0	300.	-24.0	110.	66.0	81.	-24.0	289.
63.0	819.	-27.0	100.	63.0	116.	-27.0	256.
60.0	1131.	-30.0	88.	60.0	195.	-30.0	236.
57.0	893.	-33.0	78.	57.0	310.	-33.0	225.
54.0	882.	-36.0	72.	54.0	376.	-36.0	223.
51.0	969.	-39.0	68.	51.0	389.	-39.0	234.
48.0	869.	-42.0	64.	48.0	356.	-42.0	259.
45.0	742.	-45.0	61.	45.0	302.	-45.0	302.
42.0	682.	-48.0	59.	42.0	259.	-48.0	356.
39.0	642.	-51.0	57.	39.0	234.	-51.0	389.
36.0	597.	-54.0	55.	36.0	223.	-54.0	376.
33.0	548.	-57.0	52.	33.0	225.	-57.0	310.
30.0	504.	-60.0	50.	30.0	236.	-60.0	195.
27.0	464.	-63.0	49.	27.0	256.	-63.0	116.
24.0	448.	-66.0	46.	24.0	289.	-66.0	81.
21.0	454.	-69.0	43.	21.0	335.	-69.0	60.
18.0	468.	-72.0	40.	18.0	381.	-72.0	47.
15.0	478.	-75.0	34.	15.0	420.	-75.0	36.
12.0	485.	-78.0	24.	12.0	451.	-78.0	25.
9.0	500.	-81.0	15.	9.0	474.	-81.0	13.
6.0	510.	-84.0	6.	6.0	489.	-84.0	6.
3.0	508.	-87.0	1.	3.0	499.	-87.0	2.
.0	502.	-90.0	0.	.0	502.	-90.0	1.

- UPPER -

- LOWER -

- RIGHT -

- LEFT -

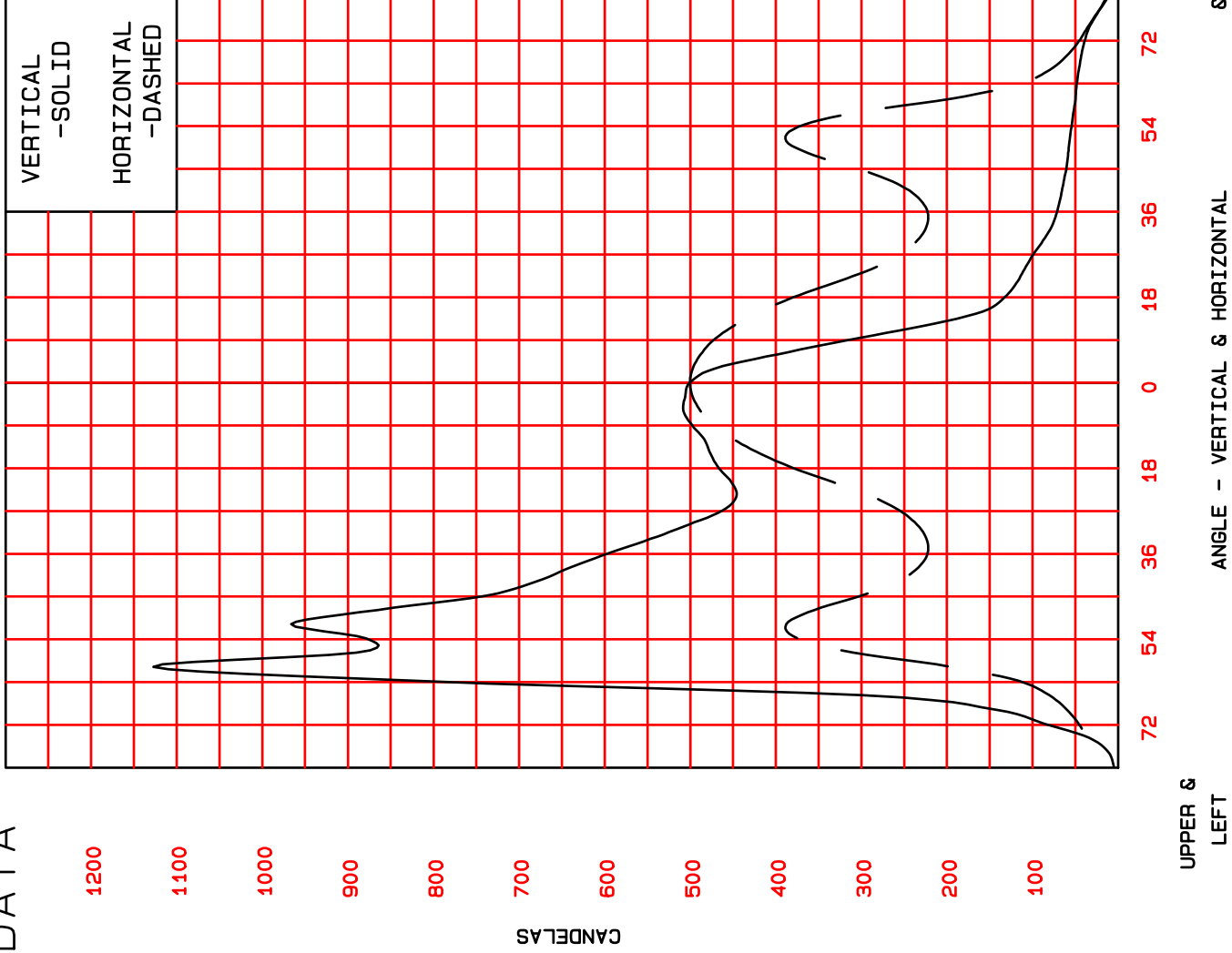
POLAR AXIS HORIZONTAL

TEST REPORT NO. N249C

MPS COMPANY LED FLOODLIGHT CAT. NO. W/B 14-02-#5
WITH INDIVIDUAL LED LENS OPTICS (CUSTOM) AND REFLECTORS
30 WHITE LEDS. LUMEN OUTPUT = 2150 LMS.
MEAN WELL 100-277V LED DRIVER MODEL HLG-40H-48A

FLOODLIGHT DATA

CANDLEPOWER TRACE THROUGH ORIGIN



UPPER &
LEFT

ANGLE - VERTICAL & HORIZONTAL

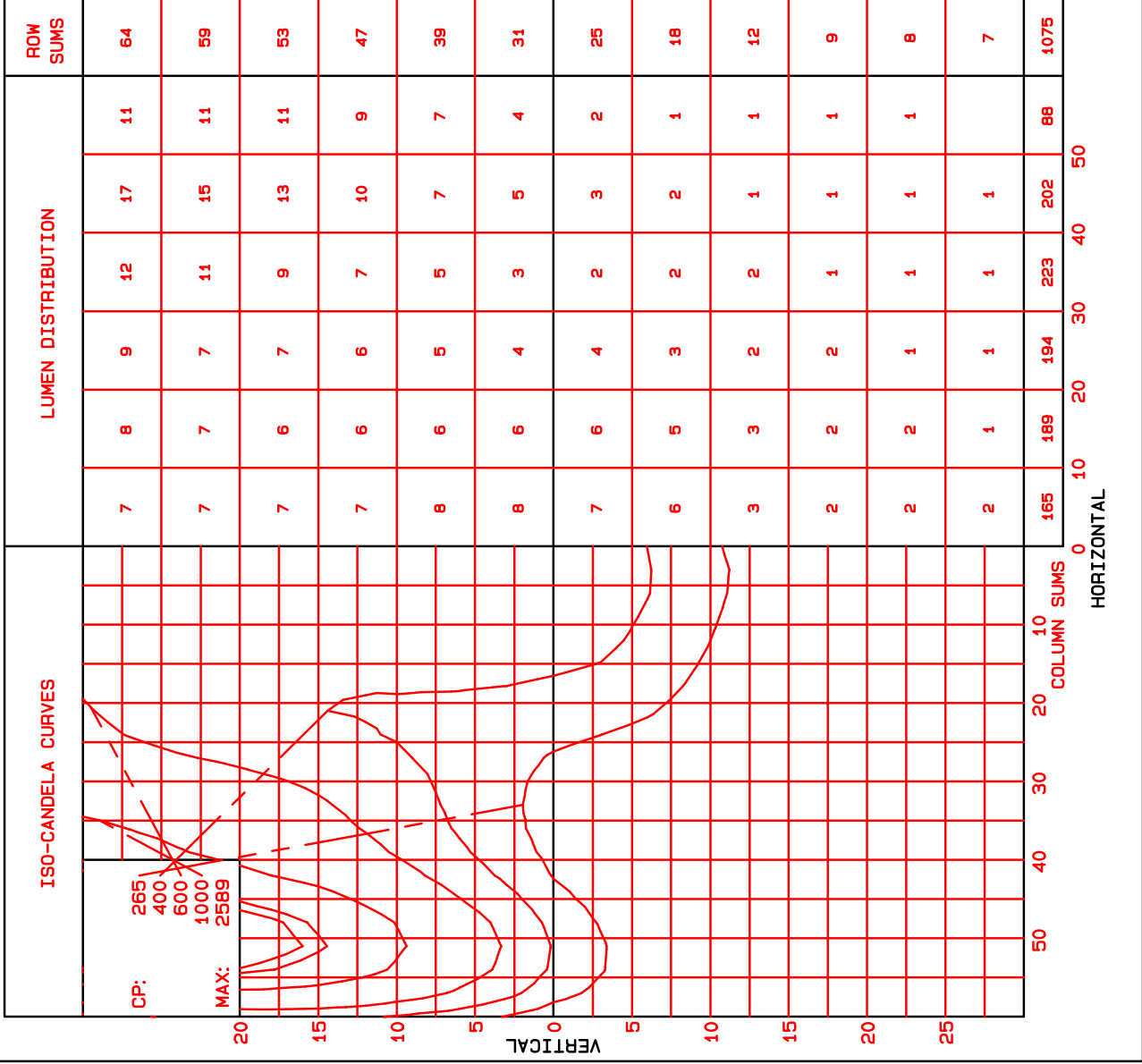
LOWER
& RIGHT

*

TEST REPORT NO. N249C

FLOODLIGHT DATA

MPS COMPANY LED FLOODLIGHT CAT. NO. W/B 14-02-#5
 WITH INDIVIDUAL LED LENS OPTICS (CUSTOM) AND REFLECTORS
 30 WHITE LEDS. LUMEN OUTPUT = 2150 LMS.
 MEAN WELL 100-277V LED DRIVER MODEL HLG-40H-48A
 ISOCANDELA DIAGRAM



TEST REPORT NO. N249C

STANDARD TABLE OF CANDELAS AND LUMENS, IN ACCORDANCE WITH IES PROCEDURES

ANGULAR DATA IS SHOWN WITH THE POLAR AXIS HORIZONTAL.

LUMINOUS INTENSITY IN CANDELAS AT CENTERS OF ZONES.

LUMINOUS FLUX IN LUMENS IN ZONES.

***** MULTIPLY CANDELAS BY 1 *****

LUMEN OUTPUT = 2150 LMS.

RIGHT HAND COLUMN SHOWS LUMEN TOTAL FOR ONE SIDE ONLY, 0 TO 90 DEGREES

VERT ANG.	HORIZONTAL ANGLE - DEGREES									
	0.	10.	20.	30.	40.	50.	60.	70.	80.	
90.	1. .02	1. .01	1. .02	1. .02	2. .02	2. .02	1. .01	1. .00	1. .00	.12
85.	3. .05	3. .05	4. .06	5. .06	4. .05	4. .03	2. .01	1. .01	1. .00	.32
80.	11. .17	14. .20	25. .35	17. .22	13. .14	7. .06	5. .03	2. .01	1. .00	1.18
75.	70. 1.05	113. 1.66	135. 1.87	146. 1.82	69. .74	21. .18	9. .06	4. .02	1. .00	7.40
70.	177. 2.68	272. 3.99	400. 5.52	597. 7.44	225. 2.42	43. .38	17. .11	6. .02	1. .00	22.56
65.	812. 12.3	972. 14.3	1082. 14.9	1544. 19.2	481. 5.2	70. .6	26. .2	9. .0	1. .0	66.7
60.	1099. 16.7	1784. 26.2	2026. 27.9	2240. 27.9	842. 9.1	112. 1.0	38. .2	12. .0	2. .0	109.0
55.	1066. 16.2	1804. 26.5	2144. 29.6	2452. 30.6	1639. 17.6	197. 1.7	53. .3	17. .1	2. .0	122.5
50.	919. 13.9	1239. 18.2	1508. 20.8	2038. 25.4	2203. 23.7	323. 2.8	68. .4	21. .1	2. .0	105.3
45.	716. 10.9	855. 12.6	1043. 14.4	1512. 18.8	2195. 23.6	481. 4.2	83. .5	26. .1	3. .0	85.1
40.	631. 9.6	718. 10.5	837. 11.5	1239. 15.4	2001. 21.5	792. 6.9	96. .6	30. .1	3. .0	76.3
35.	544. 8.2	611. 9.0	715. 9.9	1084. 13.5	1779. 19.1	1075. 9.4	112. .7	34. .1	3. .0	70.0
30.	474. 7.2	515. 7.6	620. 8.5	961. 12.0	1554. 16.7	1243. 10.8	125. .8	37. .1	3. .0	63.8
25.	444. 6.7	447. 6.6	539. 7.4	844. 10.5	1388. 14.9	1309. 11.4	135. .9	39. .2	4. .0	58.6
20.	465. 7.0	421. 6.2	475. 6.6	723. 9.0	1210. 13.0	1216. 10.6	139. .9	41. .2	4. .0	53.5
15.	482. 7.3	428. 6.3	424. 5.9	587. 7.3	976. 10.5	1023. 8.9	132. .8	41. .2	4. .0	47.2
10.	501. 7.59	440. 6.46	368. 5.07	421. 5.25	693. 7.46	760. 6.63	117. .75	39. .15	4. .00	39.37

5.	500. 7.58	434. 6.37	305. 4.21	278. 3.46	423. 4.55	501. 4.37	99. .64	37. .15	4. .00	31.33
0.	474. 7.18	404. 5.93	256. 3.52	194. 2.42	238. 2.56	284. 2.48	81. .52	34. .14	3. .00	24.75
-5.	367. 5.56	310. 4.55	207. 2.85	145. 1.81	146. 1.57	132. 1.15	66. .42	31. .12	3. .00	18.05
-10.	227. 3.44	192. 2.82	148. 2.04	122. 1.52	108. 1.16	93. .81	53. .34	27. .11	3. .00	12.25
-15.	140. 2.12	133. 1.95	118. 1.63	104. 1.29	89. .95	70. .61	46. .29	24. .09	3. .00	8.95
-20.	116. 1.76	112. 1.65	103. 1.41	91. 1.13	77. .83	59. .52	38. .25	21. .08	3. .00	7.63
-25.	100. 1.51	96. 1.40	87. 1.20	78. .97	67. .72	51. .45	33. .21	18. .07	3. .00	6.55
-30.	80. 1.21	77. 1.13	72. 1.00	66. .82	56. .61	43. .38	29. .18	15. .06	3. .00	5.40
-35.	70. 1.06	68. 1.00	64. .88	58. .73	50. .53	38. .33	25. .16	12. .05	2. .00	4.74
-40.	63. .96	62. .90	58. .80	53. .66	45. .48	34. .30	22. .14	10. .04	2. .00	4.29
-45.	58. .88	57. .84	54. .75	49. .61	41. .44	31. .27	19. .12	9. .03	2. .00	3.95
-50.	55. .84	54. .79	51. .70	46. .57	38. .41	27. .24	16. .11	7. .03	2. .00	3.69
-55.	52. .78	51. .74	48. .66	42. .53	34. .37	24. .21	15. .09	6. .02	2. .00	3.41
-60.	48. .73	47. .69	44. .61	38. .48	30. .33	21. .18	12. .08	5. .02	1. .00	3.13
-65.	44. .67	44. .64	41. .56	35. .43	27. .29	18. .15	10. .06	4. .01	1. .00	2.83
-70.	39. .60	38. .57	35. .49	30. .37	22. .24	13. .12	7. .04	3. .01	1. .00	2.43
-75.	28. .42	27. .40	24. .34	20. .25	14. .15	8. .07	4. .02	2. .01	1. .00	1.66
-80.	11. .17	11. .16	10. .14	8. .11	5. .06	4. .03	2. .01	1. .00	1. .00	.68
-85.	1. .02	1. .01	1. .02	1. .02	1. .01	1. .01	1. .00	0. .00	1. .00	.09
-90.										

165. 189. 194. 223. 202. 88. 11. 2. 0.

BOTTOM ROW SHOWS LUMEN SUMMATION OF VERTICAL ZONES, +90 TO - 90 DEGREES

LUMENTRA, INC.
160 FROBISHER DRIVE, UNIT 5
WATERLOO, ONTARIO

TEST REPORT NO. N249C

MPS COMPANY LED FLOODLIGHT CAT. NO. W/B 14-02-#5
WITH INDIVIDUAL LED LENS OPTICS (CUSTOM) AND REFLECTORS
30 WHITE LEDS. LUMEN OUTPUT = 2150 LMS.
MEAN WELL 100-277V LED DRIVER MODEL HLG-40H-48A


AMBIENT TEMPERATURE: 25.5 °C

STABILIZATION TIME: 1 HOUR

THE LUMINAIRE WAS OPERATED IN THE ORIENTATION INDICATED BY THE PICTURES BELOW
LSI MOVING MIRROR GONIOPHOTOMETER 6240T WAS USED

ELECTRICAL CONSUMPTION

INPUT VOLTAGE: 120.0 VRMS
INPUT CURRENT: 0.319 ARMS
INPUT WATTAGE: 38.14
POWER FACTOR: 0.996
THDi: 5.49



Prepared By:



Charles Sisson
Senior Technologist

NOTE: This report must not be used by anyone to claim product certification, approval or endorsement by NVLAP, NIST, or any Agency of the US Federal Government. The duplication of this report or any parts thereof and its use for advertising purposes is only allowed with the express written consent of Lumentra Inc. Reports are issued on the basis of information, documents and/or materials and samples provided by, or on behalf of, the Client. The information in this document is provided in connection with the supplied product only.

END OF REPORT